

monster®  
Find Better.™

# Employment Index

July 2021

## Hiring Trends in Malaysia



# Contents



01 Key Highlights of the Month

Page 3

02 Hiring Trends - Industry

Page 4

03 Hiring Trends - Functional Area

Page 5

04 Data & Methodology

Page 6

05 About Monster APAC & Gulf

Page 7

06 Annexure

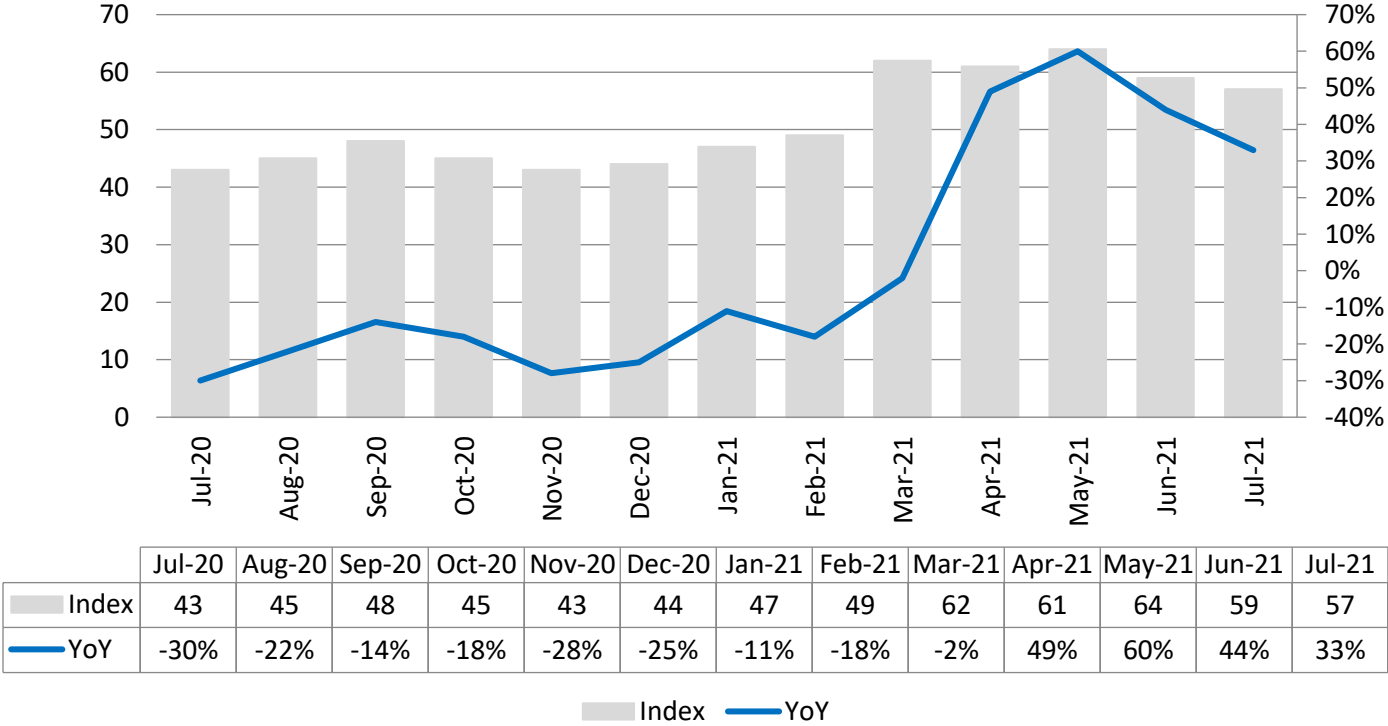
Page 9-10

# Key Highlights of the Month

**Monster Employment Index Malaysia increased 33% in online recruitment activity between July'20 and July'21**

- ✓ The Monster Employment Index (MEI) moved to 57 in July'21 from 43 in July'20.
- ✓ MoM, monthly job demand witnessed a drop of 3%; as June'21 saw an index of 59.
- ✓ According to the MEI, the recruitment activity is impacted and declined on MoM basis.

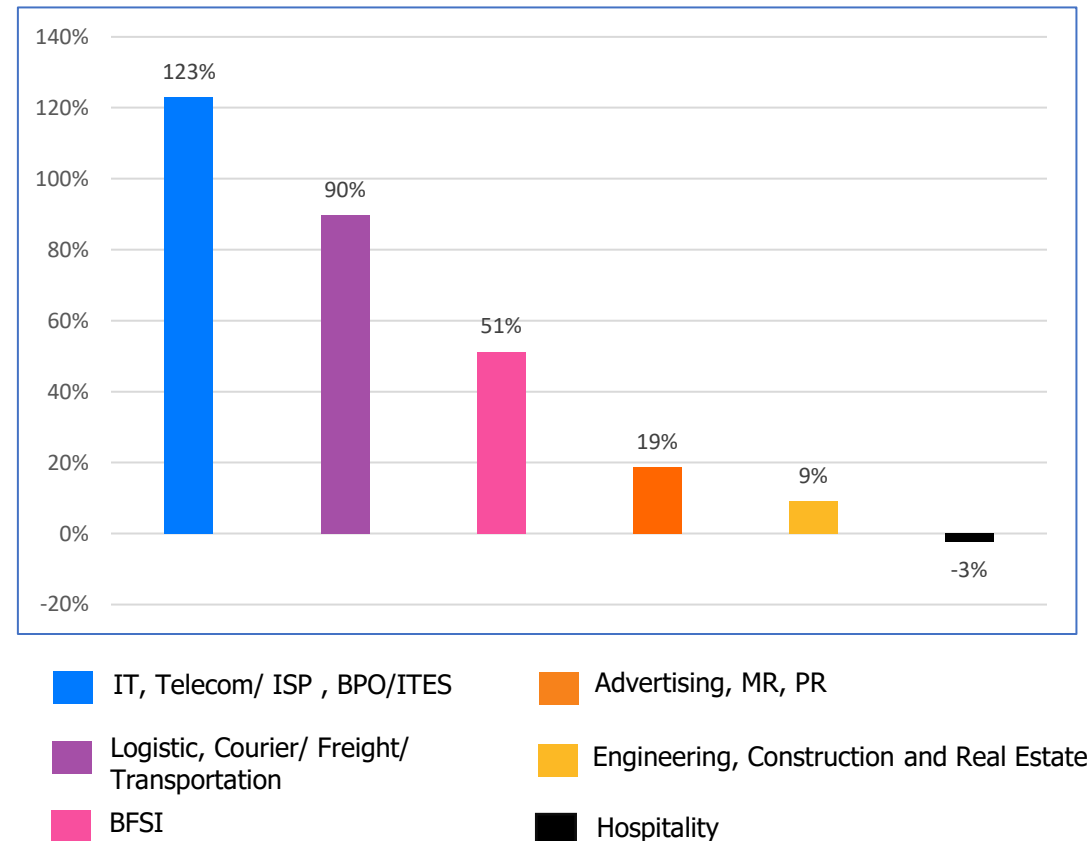
Monster Employment Index



# Hiring Trends – Industry\*

In July'21, 8 out of 9 industries monitored by the Index witnessed incline in e-recruitment activity annually

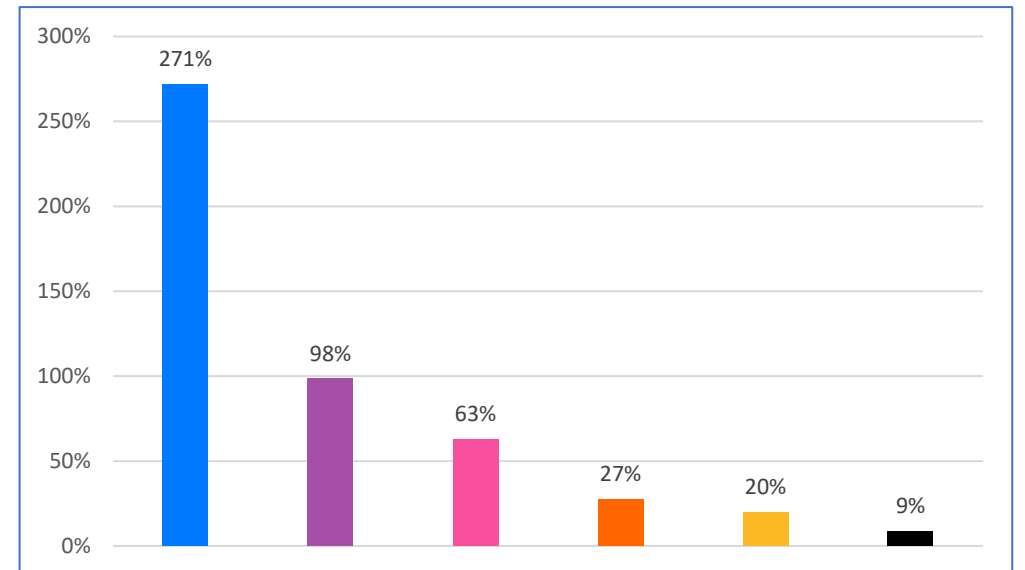
- ✓ **IT, Telecom/ISP, BPO/ITES** (+123%), **Logistic, Courier/ Freight/ Transportation, Shipping/ Marine** (+90%) and **BFSI** (+51%), industries saw the steepest incline in online recruitment activity in July'21 from the year-ago level.
- ✓ **Hospitality** (-3%) was the only industry to notice decline annually in July'21.
- ✓ Some of the major industries like **Retail** (+50%), **Oil and Gas** (+46%), **Production/Manufacturing, Automotive and Ancillary** (+21%), **Advertising, Market Research, Public Relations, Media and Entertainment** (+19%), **Engineering, Construction and Real Estate** (+9%) also grew sequentially in July'21 Vs July'20



# Hiring Trends - Functional Area\*

All 9 functional areas monitored by the Index registered growth in annual demand in July'21

- ✓ Annual online demand for all professionals witnessed upswing in July'21. **Customer Service** (+271%), **Software, Hardware, Telecom** (+98%) and **Purchase/ Logistics/ Supply chain** (+63%) noticed the steepest incline in recruitment activity from the year ago level.
- ✓ Some of the other areas like **Marketing & Communications** (+9%), **HR & Admin** (+20%), **Finance & Accounts** (+42%), **Engineering/ Production, Real Estate** (+27%) and **Sales & Business Development** (+57%) also grew sequentially on YoY basis.



# Data & Methodology

The Monster Employment Index is a broad and comprehensive monthly analysis of online job posting activity conducted by Monster India. Based on a real-time review of millions of employer job opportunities culled from a large, representative selection of online career outlets, the Monster Employment Index presents a snapshot of employer online recruitment activity nationwide.

In order to avoid excessive monthly fluctuations, the index is calculated using a volatility-adjusting formula. We publish the data in a volume index format with the base value of 100. The index describes changes in the level of online job demand against the baseline. An increase in the index indicates growth in online job availability and suggests an increase in the demand for employees by employers.

Monster Employment Index was first launched in India in July 2010 with data collected since October 2009 followed by Gulf in July 2011 with data collected since October 2010; Singapore in July 2014 with data collected since January 2011; Philippines and Malaysia in July 2015 with data collected since February 2014.

Monster has taken due care in compiling and processing the data available from various sources for Monster Employment Index, but does not guarantee the accuracy, adequacy or completeness of any information and is not responsible for any errors or omissions or action / decision taken or for the result obtained from the use of such information.



# About Monster APAC & Gulf

Monster is a leading online career and recruitment resource, and with its cutting-edge technology, it provides relevant profiles to employers and relevant jobs to jobseekers across industry verticals, experience levels and geographies. Monster started its operations with India in 2001 and today has operations across India, Singapore, Malaysia, Philippines, Hong Kong, Vietnam, Thailand, Indonesia, UAE and Kingdom of Saudi Arabia

In India, it is headquartered in Hyderabad, and has presence in more than 10 other cities of India, including Mumbai, Delhi, Bangalore, Chennai, Pune, Kolkata, Ahmedabad, Baroda, Chandigarh, and Cochin. In India, the Monster Mobile App was voted Product of the Year 2016, under the 'Mobile App Job' category in a survey of over 18,000 people by Nielsen. Monster continues its pioneering work of transforming the recruiting industry with advanced technology using intelligent digital, social and mobile solutions, and a vast array of products and services.

**To learn more about Monster in APAC & Gulf, visit:**

[www.monsterindia.com](http://www.monsterindia.com)

[www.monster.com.my](http://www.monster.com.my)

[www.monstergulf.com](http://www.monstergulf.com)


[www.monster.com.ph](http://www.monster.com.ph)

[www.monster.com.sg](http://www.monster.com.sg)

[www.monster.com.hk](http://www.monster.com.hk)



# Annexure





# Annexure: Industry Data\*

| Industries  | Jul-20 | Aug-20 | Sep-20 | Oct-20 | Nov-20 | Dec-20 | Jan-21 | Feb-21 | Mar-21 | Apr-21 | May-21 | Jun-21 | Jul-21 |
|---|--------|--------|--------|--------|--------|--------|--------|--------|--------|--------|--------|--------|--------|
| IT, Telecom/ISP and BPO/ITES  | 87     | 90     | 99     | 118    | 116    | 130    | 137    | 163    | 184    | 165    | 187    | 194    | 194    |
| Engineering, Construction and Real Estate                               | 44     | 44     | 45     | 47     | 48     | 50     | 51     | 56     | 63     | 51     | 50     | 48     | 48     |
| BFSI  | 41     | 43     | 46     | 49     | 48     | 49     | 52     | 59     | 71     | 65     | 64     | 65     | 62     |
| Production/Manufacturing, Automotive and Ancillary                      | 80     | 82     | 84     | 89     | 89     | 91     | 94     | 100    | 108    | 105    | 106    | 101    | 97     |
| Oil and Gas   | 91     | 90     | 93     | 97     | 101    | 110    | 107    | 125    | 127    | 121    | 123    | 128    | 133    |
| Hospitality   | 40     | 38     | 40     | 38     | 40     | 40     | 40     | 41     | 43     | 42     | 41     | 40     | 39     |
| Retail  | 10     | 10     | 13     | 16     | 14     | 15     | 16     | 16     | 31     | 28     | 24     | 14     | 15     |
| Logistic, Courier/ Freight/ Transportation, Shipping/ Marine            | 29     | 37     | 42     | 51     | 50     | 53     | 61     | 71     | 94     | 79     | 74     | 63     | 55     |
| Advertising, Market Research, Public Relations, Media and Entertainment | 48     | 49     | 52     | 53     | 52     | 54     | 56     | 54     | 64     | 60     | 60     | 57     | 57     |

# Annexure: Functional Area Data\*

| Functions                            | Jul-20 | Aug-20 | Sep-20 | Oct-20 | Nov-20 | Dec-20 | Jan-21 | Feb-21 | Mar-21 | Apr-21 | May-21 | Jun-21 | Jul-21 |
|--------------------------------------|--------|--------|--------|--------|--------|--------|--------|--------|--------|--------|--------|--------|--------|
| Software, Hardware, Telecom          | 60     | 55     | 57     | 64     | 66     | 63     | 77     | 94     | 118    | 115    | 114    | 120    | 119    |
| Finance & Accounts                   | 48     | 49     | 51     | 52     | 53     | 52     | 56     | 58     | 69     | 68     | 68     | 67     | 68     |
| Sales & Business Development         | 51     | 54     | 59     | 64     | 66     | 68     | 70     | 75     | 91     | 88     | 88     | 76     | 80     |
| Customer Service                     | 7      | 7      | 11     | 15     | 17     | 19     | 23     | 26     | 31     | 31     | 24     | 24     | 26     |
| Marketing & Communications           | 69     | 69     | 71     | 71     | 72     | 71     | 74     | 74     | 80     | 81     | 80     | 76     | 75     |
| HR & Admin                           | 45     | 45     | 46     | 47     | 48     | 48     | 51     | 50     | 61     | 60     | 61     | 55     | 54     |
| Engineering /Production, Real Estate | 51     | 52     | 54     | 57     | 57     | 57     | 61     | 62     | 73     | 71     | 72     | 67     | 65     |
| Hospitality & Travel                 | 2      | 2      | 4      | 5      | 5      | 6      | 6      | 8      | 12     | 16     | 16     | 13     | 11     |
| Purchase/ Logistics/ Supply Chain    | 46     | 50     | 52     | 57     | 58     | 59     | 66     | 68     | 88     | 87     | 88     | 81     | 75     |

**Thank you**

